

















































































































11 100m Freestyle Mixed Final





































Official

Total

Rank	Competitor	Age	Club	RT	PTS	Result
1	 Ziyu Wang	25		0.63		54.21 Entry: 54.50 -0.29
						50m: 26.79 100m: 54.21 (27.42)
2	 Kyle Barnes	31		0.72		56.15 Entry: 56.00 +0.15
						50m: 27.17 100m: 56.15 (28.98)
3	 Alex Baird	30		0.74		56.23 Entry: 55.37 +0.86
						50m: 27.66 100m: 56.23 (28.57)
4	 Ethan Grantham	25		0.85		57.66 Entry: 57.00 +0.66
						50m: 27.48 100m: 57.66 (30.18)
5	 Mark Weldon	59		0.71		57.95 Entry: 58.00 -0.05
						50m: 27.56 100m: 57.95 (30.39)
6	 Stephen Grey	46		0.77		58.10 Entry: 58.00 +0.10
						50m: 28.10 100m: 58.10 (30.00)
7	 Nicolas Cecioni	27		0.67		58.44 Entry: 57.00 +1.44
						50m: 28.43 100m: 58.44 (30.01)
8	 Libby Bradley	27		0.70		1:00.53 Entry: 59.29 +1.24
						50m: 28.21 100m: 1:00.53 (32.32)
9	 Jeremiah Teo	32		0.67		1:00.95 Entry: 1:01.00 -0.05
						50m: 28.76 100m: 1:00.95 (32.19)
10	 Ravi Suppiah	48		0.74		1:01.03 Entry: 1:00.37 +0.66
						50m: 28.38 100m: 1:01.03 (32.65)
11	 Nick Carter	40		0.77		1:01.45 Entry: 1:00.00 +1.45
						50m: 29.26 100m: 1:01.45 (32.19)
12	 Lee Burrow	48		0.70		1:01.68 Entry: 1:00.14 +1.54
						50m: 28.57 100m: 1:01.68 (33.11)
13	 Adam Comer	25		0.65		1:01.72 Entry: 1:01.43 +0.29
						50m: 29.14 100m: 1:01.72 (32.58)
14	 Todd Nancarrow	42		0.75		1:02.47 Entry: 1:02.93 -0.46
						50m: 28.39 100m: 1:02.47 (34.08)
15	 Marcus Thieme	46		0.81		1:02.99 Entry: 1:02.00 +0.99
						50m: 30.11 100m: 1:02.99 (32.88)
16	 Takahiro Takam	34		0.71		1:03.42 Entry: 1:02.00 +1.42
						50m: 30.17 100m: 1:03.42 (33.25)
17	Thomas James	35		0.76		1:03.79 Entry: 1:02.10 +1.69
						50m: 32.79 100m: 1:03.79 (31.00)

18	 David Liversidg		Entry: 1:02.15	+1.82
	50m: 30.78 100m: 1:03.97 (33.19)			
19	 Leonard Gilden	61 	0.81	1:05.25
	50m: 30.77 100m: 1:05.25 (34.48)		Entry: 1:03.00	+2.25
20	 Janusz Kordonc	61 	0.97	1:07.42
	50m: 32.26 100m: 1:07.42 (35.16)		Entry: 1:05.00	+2.42
21	 Eugene Manko	59 	0.77	1:07.54
	50m: 33.31 100m: 1:07.54 (34.23)		Entry: 1:03.00	+4.54
22	 Marina Macartn	36 	0.70	1:07.96
	50m: 32.18 100m: 1:07.96 (35.78)		Entry: 1:04.90	+3.06
23	 Michael Mckenz	67 	0.83	1:08.14
	50m: 32.97 100m: 1:08.14 (35.17)		Entry: 1:10.00	-1.86
24	 Jay Morris	22 	0.70	1:08.16
	50m: 31.64 100m: 1:08.16 (36.52)		Entry: 1:15.00	-6.84
25	 Lucy Happe	29 	0.89	1:09.56
	50m: 33.16 100m: 1:09.56 (36.40)		Entry: 1:15.00	-5.44
26	 David Gribble	49 	0.68	1:09.78
	50m: 32.87 100m: 1:09.78 (36.91)		Entry: 1:10.00	-0.22
27	 Tina Longley	36 	0.75	1:10.02
	50m: 32.49 100m: 1:10.02 (37.53)		Entry: 1:14.59	-4.57
28	 Brook Marriner	38 	0.79	1:10.29
	50m: 32.80 100m: 1:10.29 (37.49)		Entry: 1:08.78	+1.51
29	 Barrett Quinn	53 	0.89	1:10.38
	50m: 33.26 100m: 1:10.38 (37.12)		Entry: 1:10.00	+0.38
30	 Paul Ames	57 	0.67	1:11.32
	50m: 34.10 100m: 1:11.32 (37.22)		Entry: 1:11.00	+0.32
31	 Fayth Doherty	25 	0.88	1:11.70
	50m: 35.34 100m: 1:11.70 (36.36)		Entry: 1:15.00	-3.30
32	 Kyla Steenhardt	48 	0.79	1:12.31
	50m: 34.72 100m: 1:12.31 (37.59)		Entry: 1:09.10	+3.21
33	 Nina Veal	53 	0.79	1:12.53
	50m: 34.07 100m: 1:12.53 (38.46)		Entry: 1:15.00	-2.47
34	 Mohan Shi	27 	0.71	1:12.61
	50m: 33.95 100m: 1:12.61 (38.66)		Entry: 1:18.00	-5.39
35	 Robyn Crotty	65 	0.81	1:12.67
	50m: 35.44 100m: 1:12.67 (37.23)		Entry: 1:12.00	+0.67
36	 Chris Howie	53 	0.80	1:12.77
	50m: 33.56 100m: 1:12.77 (39.21)		Entry: 1:14.00	-1.23
37	 Anton Nadilo	56 	0.74	1:13.12
	50m: 35.69 100m: 1:13.12 (37.43)		Entry: 1:10.90	+2.22

38	 Stephen Clarke	72		0.81	1:13.21 Entry: 1:11.00 +2.21
	50m: 35.94	100m: 1:13.21 (37.27)			
39	 David Stewart	67		0.96	1:15.41 Entry: 1:12.00 +3.41
	50m: 36.47	100m: 1:15.41 (38.94)			
40	 Shelley Rowlan	55		0.79	1:15.66 Entry: 1:12.00 +3.66
	50m: 36.09	100m: 1:15.66 (39.57)			
41	 Niamh Hogan	26		0.82	1:16.23 Entry: 1:13.00 +3.23
	50m: 35.99	100m: 1:16.23 (40.24)			
42	 Marco Cecioni	59		0.98	1:16.95 Entry: 1:20.00 -3.05
	50m: 37.33	100m: 1:16.95 (39.62)			
43	 Zola Mcdonald	42		0.84	1:17.14 Entry: 1:19.19 -2.05
	50m: 37.12	100m: 1:17.14 (40.02)			
44	 Ian Gunthorp	80			1:18.53 Entry: 1:26.00 -7.47
	50m: 37.24	100m: 1:18.53 (41.29)			
45	 Michelle Lockhe	65		0.91	1:18.60 Entry: 1:18.00 +0.60
	50m: 38.03	100m: 1:18.60 (40.57)			
46	 Sue Duffell	57		0.83	1:19.84 Entry: 1:25.00 -5.16
	50m: 38.37	100m: 1:19.84 (41.47)			
47	 Honglei Zhang	47		0.96	1:20.57 Entry: 1:22.22 -1.65
	50m: 36.24	100m: 1:20.57 (44.33)			
48	 Alice Pritchard	46		0.86	1:21.27 Entry: 1:30.00 -8.73
	50m: 37.72	100m: 1:21.27 (43.55)			
49	 Lucy Stanford	51			1:22.52 Entry: 1:20.00 +2.52
	50m: 38.37	100m: 1:22.52 (44.15)			
50	 Cherie Summer	58		0.95	1:23.46 Entry: 1:19.48 +3.98
	50m: 38.03	100m: 1:23.46 (45.43)			
51	 Cathryn Rowlar	48		0.87	1:25.35 Entry: 1:20.00 +5.35
	50m: 39.12	100m: 1:25.35 (46.23)			
52	 Jennifer Southa	44		0.93	1:26.36 Entry: 1:55.00 -28.64
	50m: 41.17	100m: 1:26.36 (45.19)			
53	 Cuda Tawhai	23		0.68	1:27.70 Entry: 1:26.85 +0.85
	50m: 38.34	100m: 1:27.70 (49.36)			
54	 Jenny Rankine	73			1:30.72 Entry: 1:30.00 +0.72
	50m: 42.27	100m: 1:30.72 (48.45)			
55	 Sandra Burrow	75			1:30.74 Entry: 1:39.54 -8.80
	50m: 43.27	100m: 1:30.74 (47.47)			
56	 Ann Rogerson	71			1:33.49 Entry: 1:36.00 -2.51
	50m: 44.87	100m: 1:33.49 (48.62)			
57	 Sharon Catteral	56			1:34.26 Entry: 1:30.00 +4.26

	50m: 44.63	100m: 1:34.26 (49.63)			
58	 Emma Kong	40 	0.88	1:34.41 Entry: 1:36.00	-1.59
	50m: 43.89	100m: 1:34.41 (50.52)			
59	 Megan Wilson	63 	0.89	1:35.31 Entry: 1:35.00	+0.31
	50m: 45.70	100m: 1:35.31 (49.61)			
60	 Ron Judd	81 		1:35.81 Entry: 1:34.00	+1.81
	50m: 43.70	100m: 1:35.81 (52.11)			
61	 Bruce Howarth	62 	0.82	1:36.57 Entry: 1:40.00	-3.43
	50m: 44.90	100m: 1:36.57 (51.67)			
62	 Karina Foote	53 		1:37.11 Entry: 1:37.65	-0.54
	50m: 46.49	100m: 1:37.11 (50.62)			
63	 Graham Leach	90 		1:49.36 Entry: 2:10.00	-20.64
	50m: 49.92	100m: 1:49.36 (59.44)			
64	 Kylie Eltham	51 	0.93	1:50.51 Entry: 1:49.26	+1.25
	50m: 51.54	100m: 1:50.51 (58.97)			
65	 Charmayne Joh	74 		1:55.40 Entry: 2:00.00	-4.60
	50m: 50.11	100m: 1:55.40 (1:05.29)			
66	 Christine Macar	67 		1:56.69 Entry: 1:52.99	+3.70
	50m: 53.58	100m: 1:56.69 (1:03.11)			
67	 Naoe Hashimot	70 		1:57.67 Entry: 2:00.00	-2.33
	50m: 56.34	100m: 1:57.67 (1:01.33)			
68	 Ian Burrow	82 		2:09.19 Entry: 1:55.00	+14.19
	50m: 1:04.07	100m: 2:09.19 (1:05.12)			
69	 Marg Milne	79 		2:12.83 Entry: 2:00.00	+12.83
	50m: 1:02.65	100m: 2:12.83 (1:10.18)			
70	 Sue Pollard	83 		2:15.96 Entry: 2:05.00	+10.96
	50m: 1:04.98	100m: 2:15.96 (1:10.98)			
-	 Calvin Braybroc	18 		DNS	
-	 Eleanor Griffiths	48 		DNS	
-	 Callen Saunder	40 		DNS	
-	 Nazif Naseem	26 		DNS	
-	 Nicole David	53 		DNS	